

SOUTH AFRICAN WINE EXPORT REPORT 2023

TOTAL EXPORTS

R10 bn	\$540 m	306.3 m litres
+0.9%	-11.0%	-16.9%

* Total excludes Industrial wine 0.8 million litres - R5.8 m & \$0.3m

MARKETS BY VALUE

Country	R	\$
United Kingdom	2.8 bn +19%	152 m +4%
Germany	950 m -6%	51 m -17%
The Netherlands	730 m -3%	39 m -15%
U.S.A.	707 m -11%	38 m -21%
Canada	509 m -15%	27 m -26%
Belgium	474 m +36%	26 m +20%
Sweden	441 m +4%	24 m -9%
Denmark	395 m +9%	21 m -5%
China	345 m +2%	19 m -9%
France	242 m -16%	13 m -25%
UAE	234 m +1%	13 m -10%
Japan	136 m -13%	7 m -23%
Hong Kong	37 m -3%	2 m -13%
African countries - Total	717 m -12%	39 m -22%
Kenya	149 m -5%	8 m -15%
Nigeria	134 m -32%	7 m -40%
Tanzania	91 m -23%	5 m -31%
Zambia	69 m +100%	4 m +74%
Uganda	44 m -12%	2 m -21%
Ghana	30 m -18%	2 m -35%
Angola	25 m -13%	1 m -22%
Mozambique	21 m -16%	1 m -25%

PACKAGED EXPORTS

R7.66 bn	\$414 m	117.1 m litres
+1.2%	-11.0%	-17.0%

MARKETS BY VALUE

Country	R	\$
United Kingdom	2.0 bn +17%	106 m +3%
The Netherlands	720 m -3%	39 m -15%
U.S.A.	665 m +4%	35 m -8%
Germany	510 m -9%	28 m -20%
Canada	400 m -7%	22 m -18%
Sweden	392 m +1%	21 m -11%
China	319 m +3%	17 m -9%
Belgium	315 m +27%	17 m +12%
UAE	234 m +1%	13 m -10%
Japan	134 m -12%	7 m -23%
Denmark	128 m -4%	7 m -17%
France	66 m -17%	4 m -26%
Hong Kong	37 m -3%	2 m -13%
African countries - Total	668 m -15%	36 m -23%
Kenya	132 m -8%	7 m -18%
Nigeria	113 m -40%	6 m -47%
Tanzania	91 m -23%	5 m -31%
Zambia	69 m +104%	4 m +78%
Uganda	44 m -12%	2 m -21%
Ghana	30 m -18%	2 m -35%
Angola	23 m -16%	1 m -25%
Mozambique	21 m -16%	1 m -25%

BULK EXPORTS

R2.3 bn	\$125 m	189.2 m litres
-0.3%	-12.0%	-16.9%

MARKETS BY VALUE

Country	R	\$
United Kingdom	844 m +22%	45.5 m +7%
Germany	439 m -3%	23.7 m -14%
Denmark	267 m +17%	14.4 m +2%
France	176 m -16%	9.5 m -25%
Belgium	159 m +58%	8.6 m +41%
Canada	109 m -36%	6.0 m -43%
U.S.A.	52 m -69%	2.8 m -71%
Sweden	49 m +31%	2.7 m +12%
Finland	28 m -28%	1.5 m -37%
China	26 m -4%	1.4 m -16%
Thailand	25 m +35%	1.3 m +19%
Japan	2 m -31%	0.1 m -40%
African countries - Total	49 m +40%	2.6 m +24%
Nigeria	21 m +118%	1.0 m +87%
Kenya	17 m +23%	1.0 m +11%
Angola	2 m +104%	0.09 m +80%
Zambia	1 m -34%	0.04 m -44%

2023

TOTAL EXPORTS

MARKETS BY VOLUME

Country	million litres	
United Kingdom	93.6	-3%
Germany	49.4	-16%
Belgium	18.1	+32%
France	16.9	-25%
Canada	16.7	-38%
Denmark	14.7	-5%
Sweden	12.8	-9%
The Netherlands	12.4	-21%
U.S.A.	12.1	-52%
China	7.0	-18%
UAE	4.3	-13%
Japan	1.9	-15%
Hong Kong	0.3	-11%
African countries - Total	19.1	-18%
Kenya	4.2	-13%
Nigeria	3.7	-32%
Zambia	2.4	+105%
Tanzania	2.0	-37%
Uganda	1.3	-23%
Ghana	0.6	-23%
Angola	0.6	-13%
Mozambique	0.5	-33%

PACKAGED EXPORTS

MARKETS BY VOLUME

Country	million litres	
United Kingdom	28.6	-8%
The Netherlands	11.6	-22%
Sweden	7.9	-12%
U.S.A.	7.5	-14%
Germany	6.8	-27%
Canada	5.5	-16%
China	4.9	-21%
UAE	4.3	-13%
Belgium	4.3	+10%
Russia	2.6	-53%
Japan	1.7	-23%
France	0.4	-30%
Hong Kong	0.3	-11%
African countries - Total	15.4	-23%
Kenya	2.9	-19%
Tanzania	2.0	-37%
Zambia	2.4	+117%
Nigeria	2.3	-50%
Uganda	1.3	-23%
Ghana	0.6	-23%
Angola	0.5	-24%
Mozambique	0.5	-33%

BULK EXPORTS


MARKETS BY VOLUME

Country	million litres	
United Kingdom	65.0	-1%
Germany	42.6	-14%
France	16.5	-25%
Belgium	13.8	+41%
Denmark	13.4	+0.3%
Canada	11.2	-44%
Sweden	4.9	-3%
U.S.A.	4.6	-72%
Finland	2.2	-27%
China	2.2	-10%
Thailand	1.9	+23%
Japan	0.2	-41%
African countries - Total	3.7	+19%
Nigeria	1.5	+52%
Kenya	1.3	+6%
Angola	0.1	+83%
Zambia	0.06	-33%



EXPORTED CULTIVARS/STYLES

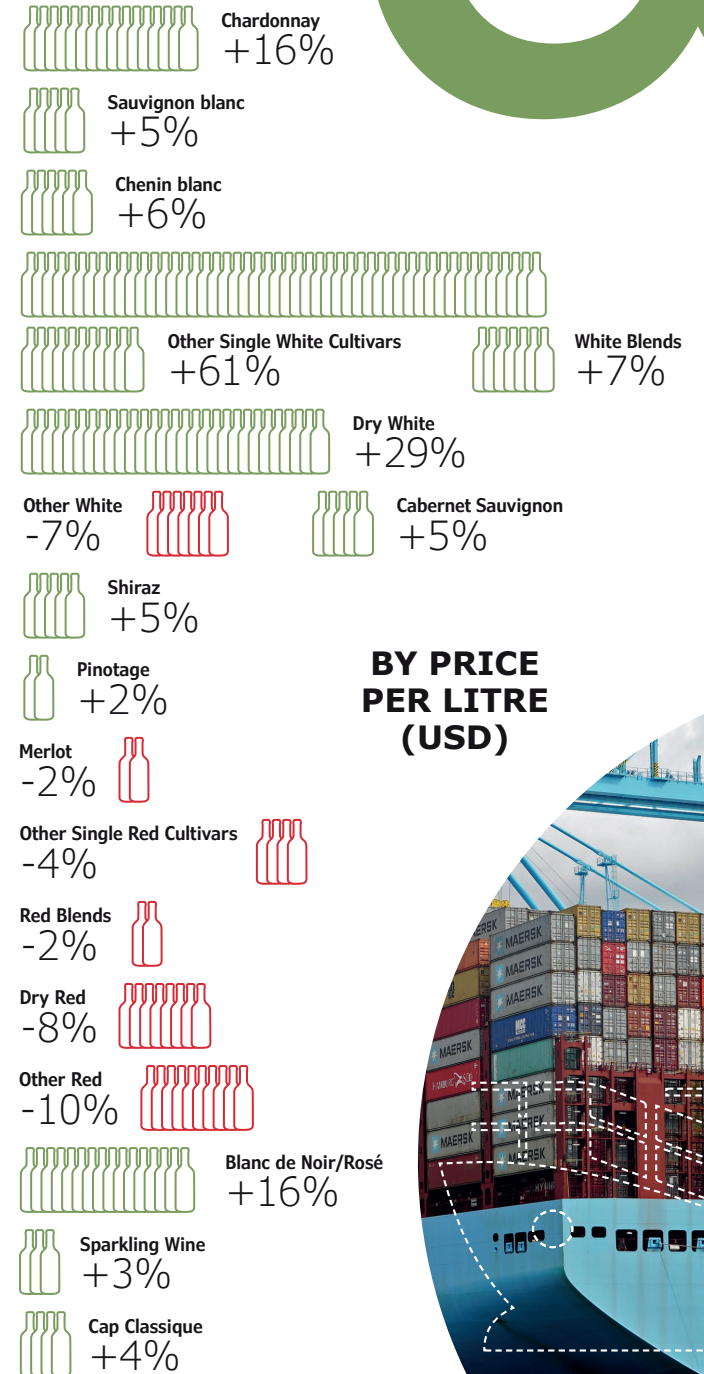
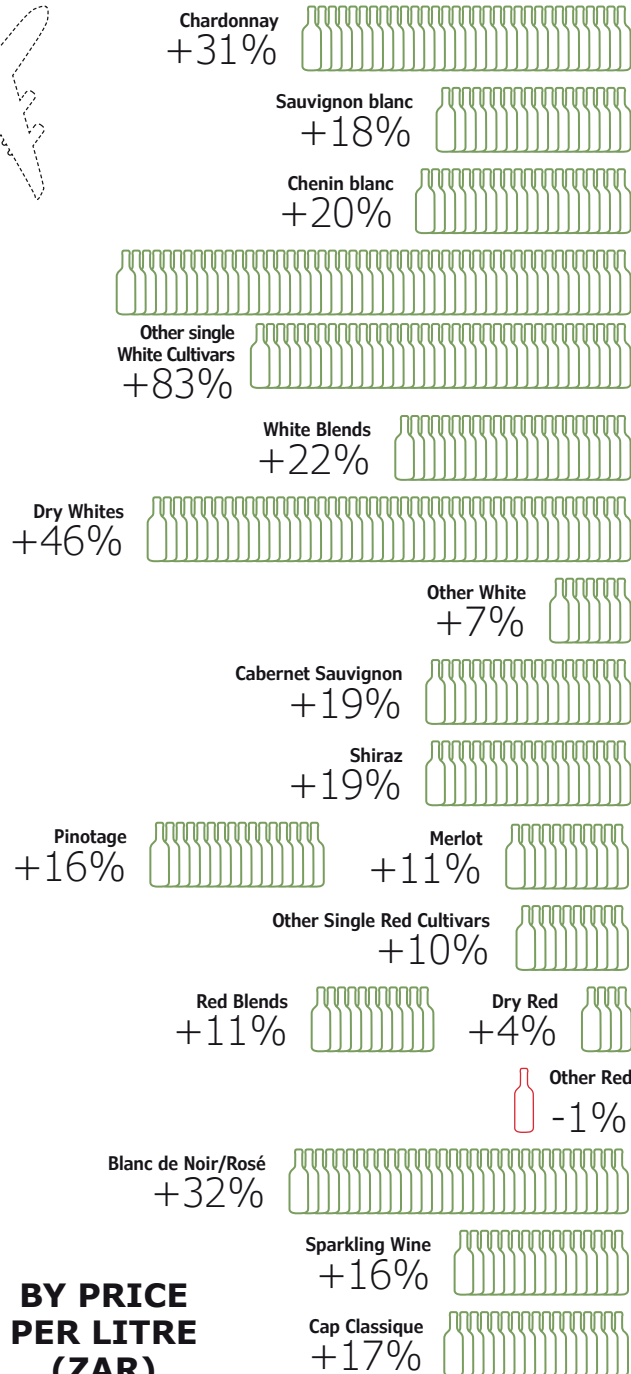
2023



TOTAL BY VOLUME EXPORTED (MILLION LITRES)

		%
23.5	Chardonnay	-28% ↓
60.9	Sauvignon blanc	-10% ↓
45.8	Chenin blanc	-6% ↓
9.3	Other Single White Cultivars	-40% ↓
18.5	White Blends	-23% ↓
11.2	Dry White	-44% ↓
8.0	Other White	-45% ↓
10.6	Cabernet Sauvignon	-19% ↓
14.2	Shiraz	-14% ↓
13.2	Pinotage	-17% ↓
7.1	Merlot	-20% ↓
4.4	Other Single Red Cultivars	+11% ↑
25.1	Red Blends	-12% ↓
11.6	Dry Red	+4% ↑
11.5	Other Red	+20% ↑
27.6	Blanc de Noir/Rosé	-18% ↓
1.7	Sparkling Wine	-5% ↓
2.0	Cap Classique	-2% ↓

BY PRICE PER LITRE (ZAR)



BY PRICE PER LITRE (USD)

